

IndustryLine



EOS StainlessSteel
17-4PH



EOS StainlessSteel 17-4PH

EOS StainlessSteel 17-4PH is a stainless steel powder intended for manufacturing parts on EOS metal systems with EOS DMLS processes.

This document provides information and data for parts built using EOS StainlessSteel 17-4PH powder EOS art.-no. 9011-0041 on the following system specifications:

DMLS® System: EOS M 290
 → Ceramic blade (2200-3013)
 → Grid nozzle (2200-5501)
 → IPCM M extra Sieving Module with 75µm mesh size (200000315) recommended

Manual sieve with 75µm mesh size (200000321) recommended; standard manual sieve with 80µm mesh possible
 → Argon atmosphere

Software: EOSYSTEM 2.5 or newer / EOSPRINT 1.5 or newer EOS Parameter Set: 17-4PH 40µm Stainless
 → (Default Job: 17-4PH_040_StainlessM291_100)

Description

Precipitation hardening steels are widely used in engineering applications, which require corrosion resistance and strength. Parts built from EOS StainlessSteel 17-4PH can be machined, shot-peened and polished in as-built or heat treated states. Solution annealing together with ageing treatment are necessary in order to achieve proper hardness and mechanical properties (ASTM A564 – 13). Due to the layerwise building method, the parts have a certain anisotropy which can be eased by solution annealing.

Heat treatment

Vacuum H900 heat treatment procedure:
 → Solution annealing: Hold at 1040°C (1904°F) ±15°C (± 59°F) for 30 minutes, air cooling under 32°C (89°F).
 → Ageing: Hold at 480°C (896°F) for one hour, air cooling under 32°C (89°F).

Atmospheric HT procedure (preferred atmosphere: Argon):
 → Solution annealing: Hold at 1040°C (1904°F) ±15°C (± 59°F) for 30 minutes, air cooling under 32°C (89°F).
 → Ageing: Hold at 460°C (860°F) for one hour, air cooling under 32°C (89°F).

Quality Assurance of EOS StainlessSteel 17-4PH powder material

The quality of the delivered EOS StainlessSteel 17-4PH powder lots is ensured by the Quality Assurance procedures which are part of EOS Quality Management System. The procedures include quality assurance of both the powder and process.

Quality assurance of the powder product includes:
 → sampling (ASTM B215)
 → sieving (ASTM B214)
 → particle size analysis (ASTM B822)
 → chemistry analyses (ASTM E2823/E1479/E1019)
 → apparent density (ASTM B212/B329/B417)

The quality of the process is assured with each delivered powder lots by building a quality assurance job with a qualified EOS M 290 system.

Process quality is assured by:
 → tensile tests (ISO6892, ASTM E8M)
 → density measurement (ISO3369)
 → hardness measurement (ISO 6508)
 → chemistry analysis of the solid part (ASTM 2823/E1479/E1019).

The results of the quality assurance tests are given in the lot specific Mill Test Certificates (MTC) according to EN-10204 type 3.1.

Technical Data

Powder properties

The chemical composition of the powder is in compliance with standards "F899 – 12b Standard Specification for Wrought Stainless Steels for Surgical Instruments" and "A564M – 13 Standard Specification for Hot-Rolled and Cold-Finished Age-Hardening Stainless Steel Bars and Shapes".

Material composition	Acc. to standard	
	Min.	Max.
Cr	15.00	17.50
Ni	3.00	5.00
Cu	3.00	5.00
Si	-	1.00
Mn	-	1.00
C	-	0.07
P	-	0.040
S	-	0.030
Nb + Ta	0.15	0.45

Particle size

D50 ^[1]	36-44 µm approx. 1.4-1.7 · 10 ⁻³ inch
Particles >53µm ^[2]	Max 6.0 wt.-%
Particles >63µm ^[2]	Max 1.0 wt.-%
Powder density	
Apparent density ^[3]	Mean 3.83 g/cm ³ Mean 13.84 lbs/in ³
Tap density ^[4]	Mean 4.7 g/cm ³ Mean 1.7 lbs/in ³

^[1] According to ASTM B822 ^[2] According to ASTM B214. ^[3] According to ASTM B212, ASTM B329 & ASTM B417. ^[4] According to ASTM B527.

General process data

Layer thickness	40 µm 1.6 · 10 ⁻³ inch
Volume rate ^[5]	3.32 mm ³ /s (11.95 cm ³ /h) 0.73 in ³ /h

^[5] The volume rate is a measure of build speed during laser exposure of the skin area. The total build speed depends on this volume rate and many other factors such as exposure parameters of contours, supports, up and downskin, recoating time, Home-In or LPM settings.

Physical and chemical properties of parts¹

The chemical composition of parts is in compliance with standards "F899 – 12b Standard Specification for Wrought Stainless Steels for Surgical Instruments" and "A564M – 13 Standard Specification for Hot-Rolled and Cold-Finished Age-Hardening Stainless Steel Bars and Shapes". Composition complies the material composition in "powder properties" section. Part accuracy is adjustable by changing the "Beam Offset, X-, Y- and Z-Shrinkage"-parameters.

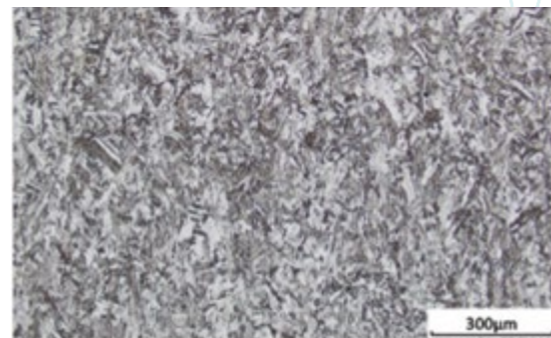
Part density ^[6]	Mean 7.79 g/cm ³ Mean 28.14 lbs/in ³
Part accuracy ^[7]	
Small parts	approx. ± 50 µm approx. ± 1.1 · 10 ⁻³ inch
Min. wall thickness ^[8]	approx. 0.4 mm approx. 0.016 inch
Typical shrinkage after HT (for parts 50mm)	0.2%

Thermal expansion after atmospheric HT^[9]

25 – 100°C	10.4 10 ⁻⁶ /K
25 – 200°C	11.0 10 ⁻⁶ /K
25 – 300°C	11.4 10 ⁻⁶ /K
25 – 400°C	11.8 10 ⁻⁶ /K
25 – 500°C	12.0 10 ⁻⁶ /K

Microstructure of heat treated parts

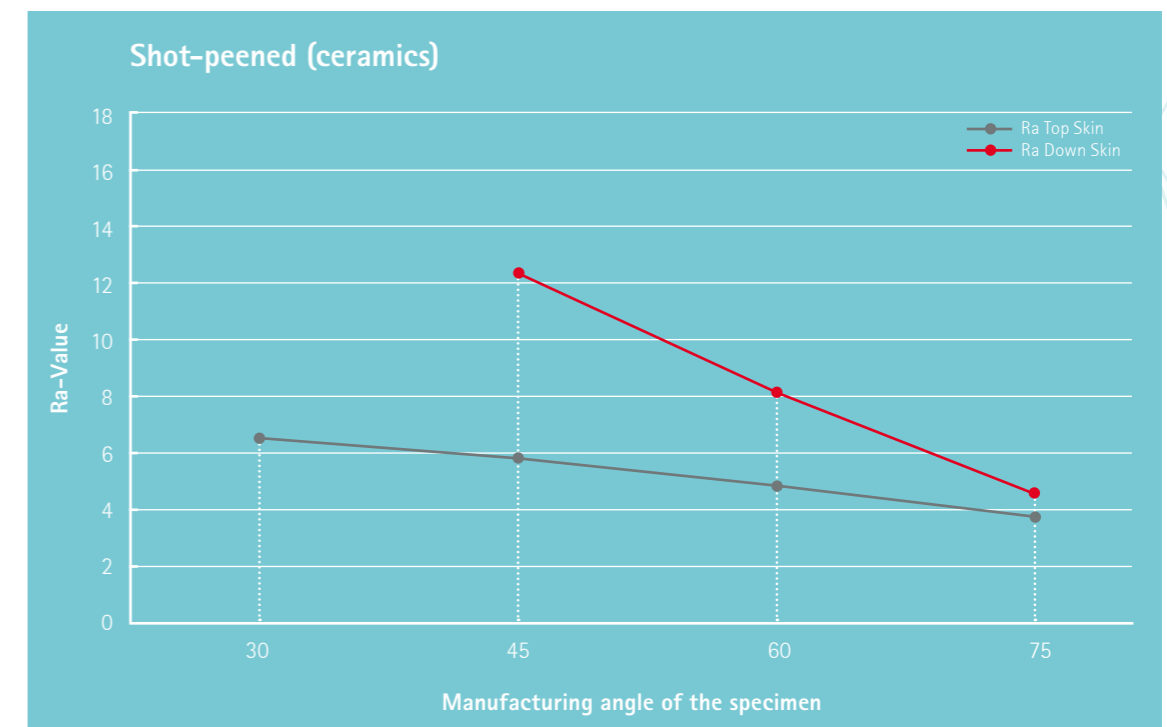
Average porosity ^[10]	0.030%
Average pore size ^[10]	7.2 µm
N (number of samples)	70



Atmospheric furnace (Atmospheric HT) was used to heat treat etched part.
Etchant: Marble's reagent.
10 X magnification

Surface roughness after shot-peening (approx.)^[11]

Horizontal	Ra 3.5 – 5.9 µm; Rz 17.3 – 27.7 µm Ra 0.12 – 0.20 · 10 ⁻³ inch; Rz 0.67 – 1.06 · 10 ⁻³ inch
Vertical	Ra 3.4 – 5.5 µm; Rz 15.9 – 28.5 µm Ra 0.12 – 0.20 · 10 ⁻³ inch; Rz 0.59 – 1.12 · 10 ⁻³ inch
Angled surfaces	Surface roughness measured in a function of manufacturing angle







^[6] Weighing in air and water according to ISO 3369. ^[7] Based on users' experience of dimensional accuracy for typical geometries, e.g. ± 50 µm when parameters can be optimized for a certain class of parts or ± 70 µm when building a new kind of geometry for the first time. Part accuracy is subject to appropriate data preparation and postprocessing. ^[8] Mechanical stability is dependent on geometry (wall height etc.) and application. ^[9] According ASTM E228. ^[10] Porosities were measured from 15x15mm cross cuts using optical microscope according to internal procedure. Average porosity and pore size value depends on the job load. ^[11] Measurement according to ISO 4287. The numbers were measured at the horizontal (up-facing) and vertical surfaces of test cubes. Due to the layerwise building the roughness strongly depends on the orientation of the surface, for example sloping and curved surfaces exhibit a stair-step effect. Angles under 45° should be supported.

Statistical analysis of part properties¹

Process and powder validation was performed using several powder lots and EOS M 290 systems. Number of samples used in process and powder validation are shown in tables below. All heat treated mechanical properties showed over 3 sigma performance against ASTM A564M H900 requirement. Vacuum H900 validation data includes two EOS M 290 systems and four powder lots. Atmospheric HT validation data includes one EOS M 290 system and two powder lots.

Mechanical properties at room temperature^[12]

	As built	Vacuum H900	Atmospheric HT	ASTM A564 (H900)
Ultimate tensile strength, Rm				
				
In horizontal direction (XY)	Mean 886.0 MPa StDev. 70.4 MPa	Mean 1335.8 MPa StDev. 5.2 MPa	Mean 1340.0 MPa StDev. 5.9 MPa	min. 1310 MPa
N (number of samples)	72	144	36	
In vertical direction (Z)	Mean 924.2 MPa StDev. 65.9 MPa	Mean 1342.6 MPa StDev. 7.7 MPa	Mean 1345.5 MPa StDev. 2.8 MPa	min. 1310 MPa
N (number of samples)	84	168	42	
Yield strength, Rp 0.2				
				
In horizontal direction (XY)	Mean 860.6 MPa StDev. 75.7 MPa	Mean 1235.2 MPa StDev. 9.8 MPa	Mean 1235.5 MPa StDev. 8.7 MPa	
N (number of samples)	72	144	36	
In vertical direction (Z)	Mean 861.3 MPa StDev. 44.7 MPa	Mean 1250.7 MPa StDev. 13.5 MPa	Mean 1242.6 MPa StDev. 10.1 MPa	min. 1170 MPa
N (number of samples)	84	168	41	
Elongation at break A				
				
In horizontal direction (XY)	Mean 19.9% StDev. 1.2%	Mean 14.0% StDev. 0.8%	Mean 13.5% StDev. 0.9%	min. 10%
N (number of samples)	72	144	36	
In vertical direction (Z)	Mean 20.1% StDev. 1.5%	Mean 13.5% StDev. 0.7%	Mean 12.6% StDev. 0.9%	min. 10%
N (number of samples)	84		42	
Hardness HRC				
				
IHardness ^[13]	Mean 23.9 HRC StDev. 3.6 HRC	Mean 42.1 HRC StDev. 0.5 HRC	Mean 42.1 HRC StDev. 0.5 HRC	min. 40 HRC
N (number of samples)	20	40	10	

^[12] Tensile testing according to ISO 6892 & ASTM E8M. ^[13] Rockwell Hardness, HRC, according to ISO 6508.

Additional information¹

Modified Heat treatment

Modified heat treatment may improve properties further. Lower aging temperature 460°C (860°F) has proven to be more suitable for DMLS® manufactured 17-4PH. Tensile data with vacuum furnace – Solution anneal as [14] following by ageing in 460°C.

	Vacuum 460°C ^[14]
Ultimate tensile strength, Rm	
Both directions	Mean 1358.1 MPa StDev. 6.7 MPa
N (number of samples)	39
Yield strength, Rp0.2	
Both directions	Mean 1262.4 MPa StDev. 12.9 MPa
N (number of samples)	39
Elongation at break, A	
In horizontal direction (XY)	Mean 13.8% StDev. 0.6%
N (number of samples)	39
Hardness, HRC	
Hardness	Mean 42.8 HRC StDev. 0.3 HRC
N (number of samples)	5

Cytotoxicity

Cytotoxicity tests were done according to ISO 10993-5. It included growth inhibition tests evaluated from two endpoints (XTT & BCA). Tests were done with as-manufactured cubes. EOS StainlessSteel 17-4PH cubes were extracted under agitation for 24±2h with DMEM 10% FBS. L929 cells were then incubated for 68 – 72h with the following concentrations of the test extract: 13.2%, 19.8%, 29.6%, 44.4%, 66.7% and 100%. Surface/volume ratio used was 3cm²/mL.

Cytotoxicity results

In this study under the given conditions no leachable substances were released in cytotoxic concentrations from the test item as confirmed by two different endpoints (XTT, BCA).

EOS IndustryLine:

The new industry standard for additive manufacturing

Our EOS IndustryLine features high quality materials for specific industrial requirements. These materials have been developed with a dedicated EOS ParameterSet and extensively tested like never before, with respect to physical and chemical properties of powder and built parts as well as process stability.

Your benefits:

- Reliable data with high statistic confidence level
- Save time and costs as qualification effort by the customer is less, easier and faster
- More efficient development and manufacturing process
- Shorter time-to-market

Abbreviations

Min.	Minimum
Max.	Maximum
StDev.	Standard deviation
Wt.	Weight
HT	Heat Treatment
XTT	Tetrazolium salt
BCA	Bicinchoninic acid
DMEM	Dulbecco's Modified Eagle Medium
FBS	Fetal Bovine Serum

The quoted values refer to the use of this material with above specified type of EOS DMLS® system, EOSYSTEM and EOSPRINT software version, parameter set and operation in compliance with parameter sheet and operating instructions. Part properties are measured with specified measurement methods using defined test geometries and procedures. Further details of the test procedures used by EOS are available on request. Any deviation from these standard settings may affect the measured properties. The data correspond to EOS knowledge and experience at the time of publication and they are subject to change without notice as part of EOS' continuous development and improvement processes. EOS does not warrant any properties or fitness for a specific purpose, unless explicitly agreed upon. This also applies regarding any rights of protection as well as laws and regulations.

¹ Part properties are provided for information purposes only and EOS makes no representation or warranty, and disclaims any liability, with respect to actual part properties achieved. Part properties are dependent on a variety of influencing factors and therefore, actual part properties achieved by the user may deviate from the information stated herein. This document does not on its own represent a sufficient basis for any part design, neither does it provide any agreement or guarantee about the specific properties of a material or part or the suitability of a material or a part for a specific application.

This powder has not been developed, tested or certified as a medical device according to Directive 93/42/EEC (MDD) or Regulation (EU) 2017/745 (MDR) and is not intended to be used as a medical device, in particular for the purposes specified in Art. 2 No. 1 MDR. Insofar as you intend to use the powder as raw material for the manufacture of pharmaceutical products or medical devices (e.g. as raw material which as a material must meet the requirements of Annex 1, Chapter II MDR), the responsibility and liability for all analyses, tests, evaluations, procedures, risk assessments, conformity assessments, approval and certification procedures as well as for all other official and regulatory measures required for this purpose shall lie solely with you both with regard to the pharmaceutical product and/or medical device manufactured by you and with regard to the properties, suitability, testing, evaluation, risk assessment, other requirements for use of the powder as raw material. This also applies to applications with food contact. In this respect, the limitations of liability pursuant to our General Terms and Conditions and the system sales or material contracts shall apply.

Status 07/2022

EOS is certified according to ISO 9001. EOS®, DMLS®, EOSPRINT® and EOSTATE® are registered trademarks of EOS GmbH Electro Optical Systems in some countries. For more information visit www.eos.info/trademarks.

Cover: This image shows a possible application. It is not a device cleared by the FDA or any other local authority for distribution in the United States.

Headquarters

EOS GmbH
Electro Optical Systems
Robert-Stirling-Ring 1
D-82152 Krailling/Munich
Germany
Phone +49 89 893 36-0
info@eos.info

www.eos.info

 EOS

 EOSGmbH

 EOSGmbH

#responsiblemanufacturing
#futureisadditive

Further Offices

EOS France
Phone +33 437 497 676

EOS Greater China
Phone +86 21 602 307 00

EOS India
Phone +91 443 964 8000

EOS Italy
Phone +39 023 340 1659

EOS Japan
Phone +81 45 670 0250

EOS Korea
Phone +82 2 6330 5800

EOS Nordic & Baltic
Phone +46 31 760 4640

EOS North America
Phone +1 877 388 7916

EOS Singapore
Phone +65 6430 0463

EOS UK
Phone +44 1926 675 110

